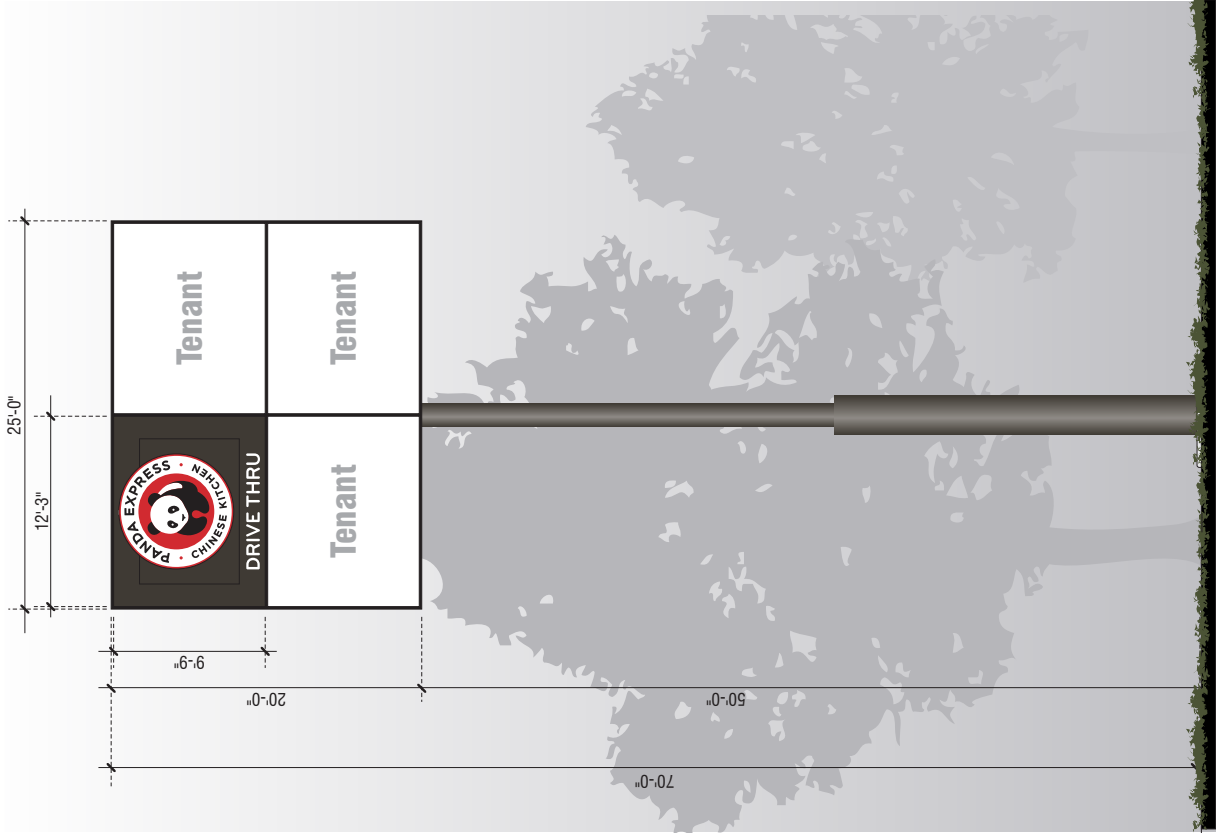


Panda logo (78.54 sq. ft.), Drive thru cabinet (17.43 sq. ft.) = 95.97 sq. ft.



Z1 DOUBLE FACE ILLUMINATED TENANT POLE SIGN

Quantity: One (1) Required

500 Sq. Ft.
Scale: 1/8" = 1'-0"

60.00 SQ FT



superior

electrical advertising

1700 West Aveheim Street
Long Beach, California
90813-1195
Phone: 562.493.3808
Facsimile: 562.435.1687
www.superiorelectricalsigns.com

Project:
Panda Express

Address:
Sky Vista Pkwy. & Vista
Knolls Pkwy. Reno, NV

Account Manager:
S. Janocha


Scale:
AS NOTED

T.A.:
5.50

Design No.:
21-05-7414-14

Reg. No.:

Revision History:
R5 9/9/21 LR New site plan & elev.
(2.75)
R6 12/22/21 LR New site plan, new
cabinet design, new design (1)
R7 1/6/22 LR Increase road sign
option to 500 sq. ft.
R8 1/10/22 LR Change road sign (2)
R9 2/22/22 LR Change sign Z (2.5)
R10 6/8/22 LR Reduce sign Z to
100 sq. ft. change sign Y to Z (1.5)
R11 10/10/22 LR Increase (3) Increase
sign Z to 70
R12 11/10/23 rdmm (1.5) add photos and
map for sign placement at heights for city
signs per flagging (2)
R13 2/14/23 LR Del. 13-16 pages, lower
R14 3/9/23 LR Add pages back



ELECTRIC SIGN

This sign is intended to be installed in
accordance with the National Electrical Code
and the National Electrical Code and/or
other applicable local codes. This includes
the use of the correct wiring methods and
components.

• CONSTRUCTION APPROVALS •
Acct. Mgr. _____
Date: _____
Designer: _____
Date: _____
Mfg/QC: _____
Date: _____

Page: 6 of 20
This is an original unaltered drawing
created by Superior Electrical Advertising
Inc. It is submitted for your approval. It is not
to be reproduced, copied, or altered by any
organization, nor is it to be reproduced,
copied or exhibited in any fashion. The
owner of this design is Superior Electrical
Advertising. The use of this design or
illumination method does not alter the design.
Ownership of this design is held by Superior
Electrical Advertising. Any use of this design
without written permission from Superior
Electrical Advertising is prohibited.
© SEA 2021

Note: The colors depicted here are a graphic
representation. Actual colors may vary. See
color specifications.

EXHIBIT C




superior
electrical advertising
1700 West Anaheim Street
Long Beach, California
90813-1195
Phone: 562.493.3808
Facsimile: 562.435.1687
www.superiorsigns.com

Project:
Panda Express

Address:
**Sky Vista Pkwy. & Vista
Knolls Pkwy. Reno, NV**

Account Manager:	
S. Janocha	
Scale:	T.A:
AS NOTED	5.50
Design No:	
21-05-7414-14	
Reg. No.:	

Revision History:
R5 9/9/21 LR New site plan & elev.
(2.75)
R6 12/22/21 LR New site plan, new
sign location, new sign design
R7 1/6/22 LR Increase road sign
option to 500 sq. ft.
R8 1/10/22 LR Change road sign (2)
R9 2/22/22 LR Change sign Z (2.5)
R10 6/8/22 LR Reduce sign Z to
100 sq. ft.
R11 11/1/22 LR Change sign (3) increase
sign Z to 700
R12 11/10/23 rdmm (1.5) add photos and
map for sign placement at heights for city
map for sign placement at heights for city
signs per flagging (2)
R13 2/14/23 LR Del. 13-16 pages, lower
R14 3/9/23 LR Add pages back



ELECTRIC SIGN
This sign is intended to be installed in
accordance with the National Electrical Code
and the National Electrical Code and/or
600 of the National Electrical Code and/or
other applicable local codes. The sign
design is the property of Superior Electrical
Advertising, Inc. and is not to be
reproduced, copied, or altered in any
manner without the written consent of
Superior Electrical Advertising, Inc.

• CONSTRUCTION APPROVALS •

Acct. Mgr. _____ Date: _____

Design: _____ Date: _____

Mfr/QC: _____ Date: _____

Page: 12 of 20
This is a graphic representation of the
sign. The sign is intended to be installed in
accordance with the National Electrical Code
and the National Electrical Code and/or
600 of the National Electrical Code and/or
other applicable local codes. The sign
design is the property of Superior Electrical
Advertising, Inc. and is not to be
reproduced, copied, or altered in any
manner without the written consent of
Superior Electrical Advertising, Inc.
Ownership of this design is held by Superior
Electrical Advertising, Inc. and is not to be
reproduced, copied, or altered in any
manner without the written consent of
Superior Electrical Advertising, Inc.
This design is intended to be installed in
accordance with the National Electrical Code
and the National Electrical Code and/or
600 of the National Electrical Code and/or
other applicable local codes. The sign
design is the property of Superior Electrical
Advertising, Inc. and is not to be
reproduced, copied, or altered in any
manner without the written consent of
Superior Electrical Advertising, Inc.
SEA 2021
Note: The colors depicted here are a graphic
representation. Actual colors may vary. See
color specifications.



2 70 FEET HIGH - NORTHBOUND 395 3/4 MILE AWAY
SCALE: 1" = 200'-0"



1 70 FEET HIGH - NORTHBOUND 395 1/4 MILE AWAY
SCALE: 1" = 200'-0"



superior
 electrical advertising
 1700 West Ave/heim Street
 Long Beach, California
 90813-1195
 Phone: 562.493.3808
 Facsimile: 562.435.1687
 www.superiorsigns.com

Project:
Panda Express

Address:
**Sky Vista Pkwy. & Vista
 Knolls Pkwy. Reno, NV**

Account Manager:
S. Janocha

Scale: T.A.:
AS NOTED 5.50

Design No.:
21-05-7414-14

Reg. No.:

Revision History:
 RS 9/9/21 LR New site plan & elev.
 (2.75)
 RS 12/22/21 LR New site plan, new
 sign design, new sign design (1)
 RS 1/6/22 LR Increase road sign
 option to 500 sq. ft.
 RS 1/10/22 LR Change road sign (2)
 RS 2/22/22 LR Change sign Z (2.5)
 RS 6/8/22 LR Reduce sign Z to
 100 sq. ft. change sign Y 16'2" (1.5)
 RS 10/10/22 LR Add sign (3) Increase
 sign Z1 to 70'
 RS 11/10/23 rdin (1.5) add photos and
 map for sign placement at heights for city
 R13 2/14/23 LR Del. 13-16 pages, lower
 signs per flagging (2)
 R14 3/9/23 LR Add pages back



ELECTRIC SIGN


This sign is intended to be installed in
 accordance with the National Electrical
 Code and the National Electrical Code
 600 of the National Electrical Code and/or
 other applicable local codes. The sign
 shall be installed in accordance with the
 instructions of the manufacturer.

CONSTRUCTION APPROVALS
 Acct. Mgr. _____ Date: _____
 Designer: _____ Date: _____
 Mgr/QC: _____ Date: _____

Page: **20** of **20**
 This is an official drawing created by Superior Electrical Advertising, Inc. It is submitted for your approval. It is not to be reproduced, copied, or altered in any way without the written consent of Superior Electrical Advertising, Inc. The information method does not alter the design. Ownership of this design is held by Superior Electrical Advertising, Inc. All rights reserved. This design must be obtained in writing from Superior Electrical Advertising, Inc. **SEA 2021**
 Note: The colors depicted here are a graphic representation. Actual colors may vary. See color specifications.



6 70 FEET HIGH - SOUTHBOUND 395 3/4 MILE AWAY
 SCALE: 1" = 200'-0"



5 70 FEET HIGH - SOUTHBOUND 395 1/4 MILE AWAY
 SCALE: 1" = 100'-0"



superior
 electrical advertising
 1700 West Ave/heim Street
 Long Beach, California
 90813-1195
 Phone: 562.493.3808
 Facsimile: 562.435.1687
 www.superiorsigns.com

Project:
Panda Express

Address:
**Sky Vista Pkwy. & Vista
 Knolls Pkwy., Reno, NV**

Account Manager:		
S. Janocha		
Scale:	T.A.:	
AS NOTED	5.50	
Design No.:		
21-05-7414-14		
Reg. No.:		

Revision History:
 RS 9/9/21 LR New site plan & elev.
 (2.75)
 RS 12/22/21 LR New site plan, new
 design for signage (2)
 RS 1/6/22 LR Increase road sign
 option to 500 sq. ft.
 RS 1/10/22 LR Change road sign (2)
 RS 2/22/22 LR Change sign Z (2.5)
 RS 6/8/22 LR Reduce sign Z to
 100 sq. ft.
 RS 11/10/22 LR Change sign Z to
 200 sq. ft.
 RS 11/10/22 LR Change sign Z to
 500 sq. ft.
 RS 11/10/23 rdmm (1.5) add photos and
 map for sign placement at heights for city
 signs per flagging (2)
 RS 12/14/23 LR Del. 13-16 pages, lower
 RS 4/30/23 LR Add pages back



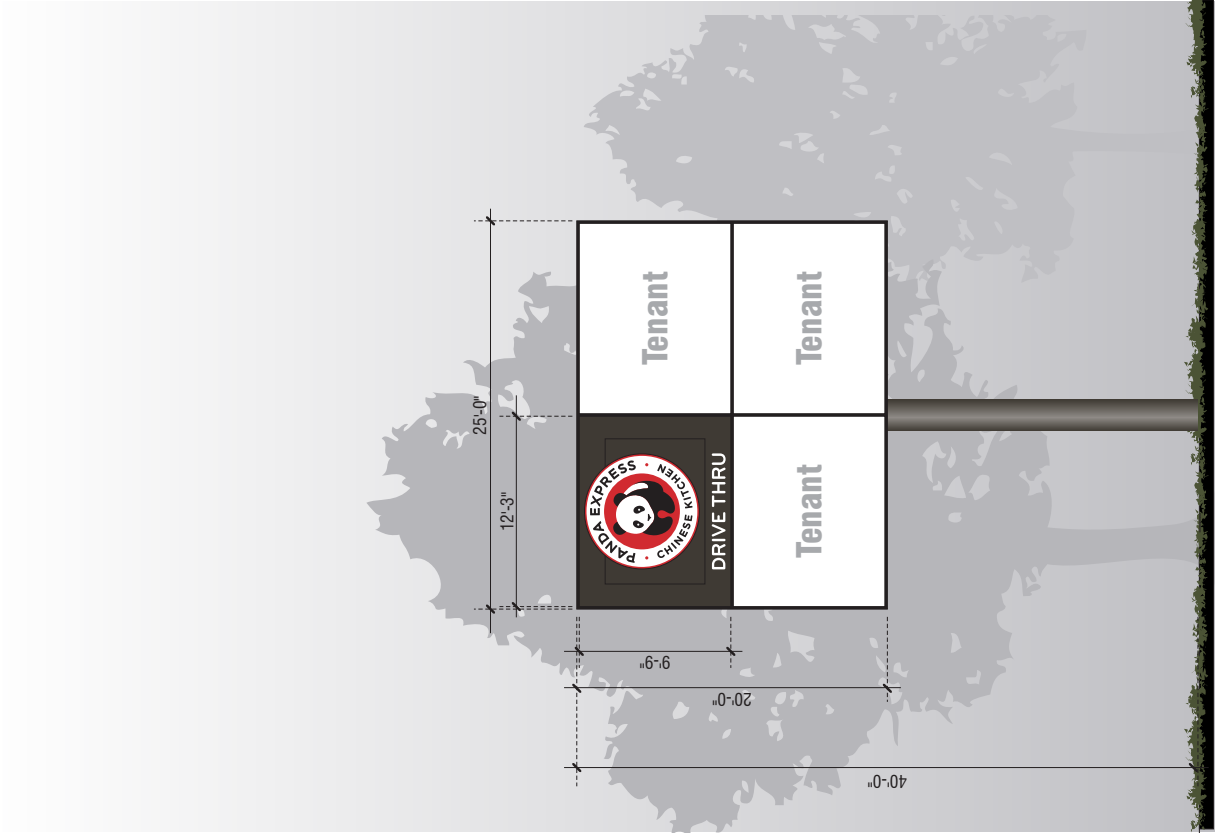
ELECTRIC SIGN
LISTED

This sign is intended to be installed in
 accordance with the requirements of Article
 600 of the National Electrical Code and/or
 other applicable local codes. This includes
 proper wiring, grounding, and safety
 practices.

• CONSTRUCTION APPROVALS •
 Acct. Mgr. _____ Date: _____
 Designer: _____ Date: _____
 Mfg/QC: _____ Date: _____

Page: **7** of **20**
 This is an original unaltered design
 created by Superior Electrical Advertising,
 Inc. It is submitted for your approval. It is not
 to be reproduced, copied, or altered by
 any other organization, nor is it to be reproduced,
 copied, or exhibited in any fashion. The
 illumination method does not alter the design.
 Ownership of this design is held by Superior
 Electrical Advertising, Inc. Any person who
 uses this design in any fashion must be
 obtained in writing from Superior Electrical
 Advertising, Inc.
 © SEA 2021

Note: The colors depicted here are a graphic
 representation. Actual colors may vary. See
 color applications.



Z2 **DOUBLE FACE ILLUMINATED TENANT POLE SIGN** **500 Sq. Ft.**
 Quantity: One (1) Required **Scale: 1/8" = 1'-0"**

