



# **City of Reno**

## **Annual Budget Fiscal Year 2024**

### **Adopted May 24, 2023**



**Adopted Version - 5/24/2023**



# TABLE OF CONTENTS

---

<b>Capital Improvements</b> .....	<b>3</b>
FY24 Projects .....	4
Deferred Projects .....	9

---

# CAPITAL IMPROVEMENTS

---

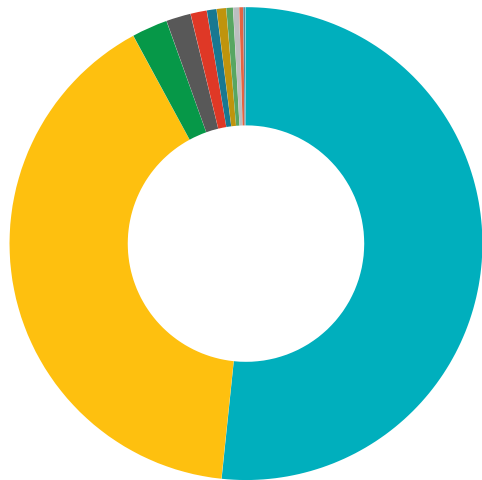
## Capital Improvements: One-year Plan

FY24 Total Capital Approved

# \$151,245,390

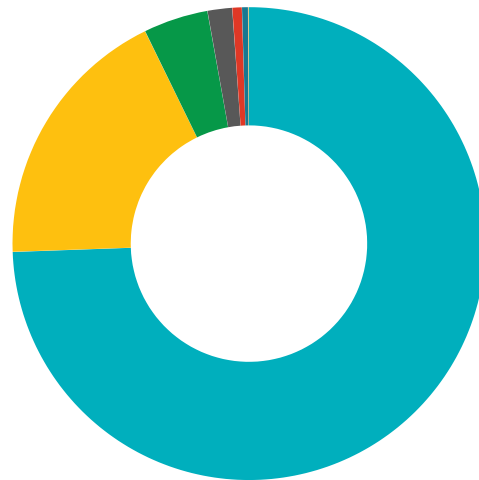
27 Capital Improvement Projects

Total Funding by Department



Utility Services	\$78,140,000
Public Works	\$61,165,173
Capital Maintenance - Facilities	\$3,700,000
Housing & Neighborhood Development	\$2,542,768
ReTRAC Maintenance	\$1,700,000
General Government	\$1,000,000
Maintenance & Operations	\$1,000,000
Capital Maintenance - Parks	\$700,000
Police	\$617,449
Capital Maintenance - Parking Lots	\$400,000
Capital Maintenance - Fire Stations	\$200,000
Arts & Culture	\$80,000

Total Funding by Source



Sewer Funds	\$112,598,083
Street Fund	\$27,707,090
General Capital Project Fund	\$6,700,000
CDBG Funds	\$2,542,768
Room Surcharge (AB 376)	\$1,000,000
Special Ad Valorem Cap Tax	\$617,449
Room Tax Funds	\$80,000



## Capital Improvements: Summary of Approved Projects

GENERAL CAPITAL PROJECTS	FY24	FY25	FY26	FY27	FY28	FY29-33
General Capital Project Fund	\$6,700,000	\$3,000,000	\$5,000,000	\$5,000,000	\$5,000,000	\$25,000,000
Bond Proceeds	-	-	48,000,000	-	-	-
CDBG Funds	2,542,768	-	-	-	-	-
Special Ad Valorem Cap Tax	617,449	550,000	550,000	550,000	550,000	2,750,000
Room Tax Funds	80,000	60,000	80,000	80,000	80,000	400,000
Room Surcharge (AB 376)	1,000,000	-	-	-	-	-
<b>Total General Capital Projects</b>	<b>10,940,217</b>	<b>3,610,000</b>	<b>53,630,000</b>	<b>5,630,000</b>	<b>5,630,000</b>	<b>28,150,000</b>
<b>SEWER &amp; STORM DRAIN PROJECTS</b>						
Sewer Funds	112,598,083	133,029,775	49,800,027	54,723,426	31,177,938	344,804,608
<b>Total Sewer Projects</b>	<b>112,598,083</b>	<b>133,029,775</b>	<b>49,800,027</b>	<b>54,723,426</b>	<b>31,177,938</b>	<b>344,804,608</b>
<b>STREET PROJECTS</b>						
Street Funds	27,707,090	24,465,900	20,325,900	21,650,900	21,265,900	120,654,500
<b>Total Streets Projects</b>	<b>27,707,090</b>	<b>24,465,900</b>	<b>20,325,900</b>	<b>21,650,900</b>	<b>21,265,900</b>	<b>120,654,500</b>
<b>Total Requested</b>	<b>\$ 151,245,390</b>	<b>\$161,105,675</b>	<b>\$ 123,755,927</b>	<b>\$82,004,326</b>	<b>\$58,073,838</b>	<b>\$493,609,108</b>



## Capital Improvements: Description of Approved Projects

### FY24 General Capital Projects Funds: \$6,700,000

*The City of Reno operates and maintains a large number of buildings and facilities. These facilities provide a wide variety of public services that range from public safety to recreation. As with any asset, it is important that the City has a plan for taking care of these facilities and to keep them in good working condition. For the FY24 Budget planning process, the City produced a document called "2023-24 Facility Condition Assessment Report" which contains information about the facilities in our inventory and the identified needs of each. The condition report will inform our decisions regarding priority projects.*

#### **Capital Maintenance - Facilities: \$3,700,000**

Capital maintenance projects intended to extend the useful life of existing City buildings and facilities. Priorities will be based on the 2023–24 Facility Condition Assessment Report.

#### **ReTRAC Maintenance: \$1,700,000**

Structural evaluation and repairs to trench walls, bridge decks and adjacent flatwork

#### **Capital Maintenance - Parks: \$700,000**

Capital maintenance projects intended to extend the useful life of existing parks. Priorities will be selected based on the 2023–24 Facility Condition Assessment Report.

#### **Capital Maintenance - Parking Lots: \$400,000**

Capital maintenance projects to repair, rehabilitate or replace parking lots in existing facilities or parks. Priorities will be based on the 2023–24 Facility Condition Assessment Report.

#### **Capital Maintenance - Fire Stations: \$200,000**

Capital maintenance projects intended to extend the useful life of existing fire stations. Priorities will be based on the 2023–24 Facility Condition Assessment Report.

### FY24 CDBG Funds: \$2,542,768

#### **Miguel Ribera Park Small Playground Renovation: \$350,000**

The small 2700 square foot playground at Miguel Ribera Park is more than 25 years old, has surpassed its useful life, and does not meet current accessibility standards.

#### **Miguel Ribera Park Large Playground Renovation: \$350,000**

The large 6200 square foot playground at Miguel Ribera Park is more than 25 years old, has surpassed its useful life, and does not meet current accessibility standards.

#### **East University and Yori Area ADA Sidewalk and Street Rehabilitation: \$180,000**

Project to include 62 new ADA pedestrian ramps, approximately 14,000 square feet of sidewalk installation along with additional striping and signage.

#### **Yori Area School Zone Flashing Beacons: \$100,000**

Public Works identified over 13 locations that need school zone flashing beacon installations at three schools in the Yori area to increase pedestrian safety. These include Libby Booth Elementary School, Echo Loder Elementary School, and Vaughn Middle School.

#### **Audible Pedestrian Signals: \$50,000**

This project will install audible signals for directional orientation at signalized street crosswalks creating a signal from a target corner for street crossing. There are currently over 70 intersections that need audible pedestrian signals to aid sight impaired people with crossing the street.

**Other Community Projects: \$1,512,768**

Other Community Development Block Grant Projects as identified by staff and acceptable guidelines for CDBG Funds. Activities may address needs such as infrastructure, economic development projects, public facilities installation, community centers, housing rehabilitation, public services, clearance/acquisition, microenterprise assistance, code enforcement, homeowner assistance, etc.

**FY24 \$2 Room Surcharge Fund: \$1,000,000****National Bowling Stadium and Events Center: \$1,000,000**

Projects for the National Bowling Stadium and Events Center are funded and prioritized by the \$2 surcharge committee. The top priorities are Ground Floor restrooms and space improvements, as well as Plaza Street Fencing & Paving.

**FY24 Room Tax Fund: \$80,000****Annual Public Art Allocation: \$80,000**

Art in Public Places

**FY24 Sewer Fund: \$112,598,083****Collection System Condition Projects: \$14,000,000**

Rehabilitation and repairs necessary for the sewer collection systems infrastructure. This category includes three types of projects: 1. Lining - The lining of large and small diameter sewer mains, 2. Inflow and Infiltration - The removal of groundwater entering into the sewer system and cross-connected storm pipes to sewer mains, and 3. On-call - Allows the City to mobilize a contractor quickly under pre-negotiated terms and conditions for urgent repairs needed that City maintenance crews are unable to perform.

**Collection System Capacity Projects: \$20,331,083**

Expansion of the sewer system to support new users. Areas of high priority for FY24 include, but are not limited to: Moya South Interceptor, Mill Interceptor, McCarran/Plumas, Keystone Diversion at Riverside Drive, and Downtown capacity improvements.

**Lift Stations: \$6,025,000**

Lift Stations with high priority for FY24 include, but are not limited to: Dermody (behind the airport), North Dakota (near Dant Blvd. and Pioneer Dr.), and Socrates (below Parr Blvd.).

**Storm Drain: \$6,700,000**

Includes design and construction of Dry Creek Channel Stabilization and Chalk Creek stabilization and construction. It also includes funding for Storm Drain Master Plan criticality and opportunity CIP's design and construction.

**Truckee Meadows Water Reclamation Facility (TMWRF): \$21,027,000**

Capital Improvement Program at the Truckee Meadows Water Reclamation Facility as approved by the Joint Coordinating Committee.

**Reno Stead Water Reclamation Facility (RSWRF): \$5,975,000**

Construct a 60 ft x 80 ft metal storage building; construct a dedicated control room/server space at the Administrative building and rehabilitate existing landscaping and irrigation. It also includes funding for Clarifier rehabilitation, as needed, and Flow Shave upgrade.

**Advanced Purified Water Project at American Flat: \$29,990,000**

The Advanced Purified Project is a proposed joint Reno/TMWA project in the North Valleys with the goal of producing 1–2 million gallons per day of advanced purified water (APW) at the American Flat site.

**Effluent/Reuse: \$8,050,000**

Highly Treated Effluent Reuse- Endeavors: Direct bury Swan Lake to American Flat Lake Dewatering Pipe, Red Rock Reservoir design, and OneWater Community Outreach.

**Maintenance and Operations Facilities: \$500,000**

A satellite facility is needed in the North Valley to service underserved areas as growth keeps expanding the territory. The FY24 budgeted amount is for Phase 1 of the North Valleys satellite facility design, demolition, and other necessary pre-construction costs.

**FY24 Street Fund: \$27,707,090****Neighborhood Street Program: \$26,039,090**

Maintenance and rehabilitation of neighborhood streets and alleys through overlaying, reconstructing, or applying a surface treatment. This is a long-term program to maintain good pavement and bring all deteriorated neighborhood streets up to standard. Additionally, this includes pedestrian enhancements and improved pedestrian circulation of neighborhood streets within the City of Reno and various consulting services needed for pavement inspections, traffic studies, street project design, and construction services.

**Bridge Program: \$373,000**

This program addresses bridge condition needs through systematic preventative maintenance to reduce lifecycle costs. Projects identified include, but are not limited to, Evans Creek Culvert Arch Segment Repair and Continuation of Bridge Program Development.

**Traffic Engineering and Pedestrian Safety: \$795,000**

Projects primarily geared toward traffic pedestrian safety, which would include projects related to installation of traffic calming devices, pedestrian flashing beacons, and speed radar systems, traffic signals and lighting. The FY24 allocation also includes funding for annual on-call repair services.

**Maintenance and Operations Facilities: \$500,000**

A satellite facility is needed in the North Valley to service underserved areas as growth keeps expanding the territory. The FY24 budgeted amount is for Phase 1 of the North Valleys satellite facility design, demolition, and other necessary pre-construction costs.

**FY24 Special Ad Valorem Capital Tax Fund: \$617,449****Public Safety Improvements: \$617,449**

Public Safety Center remodel

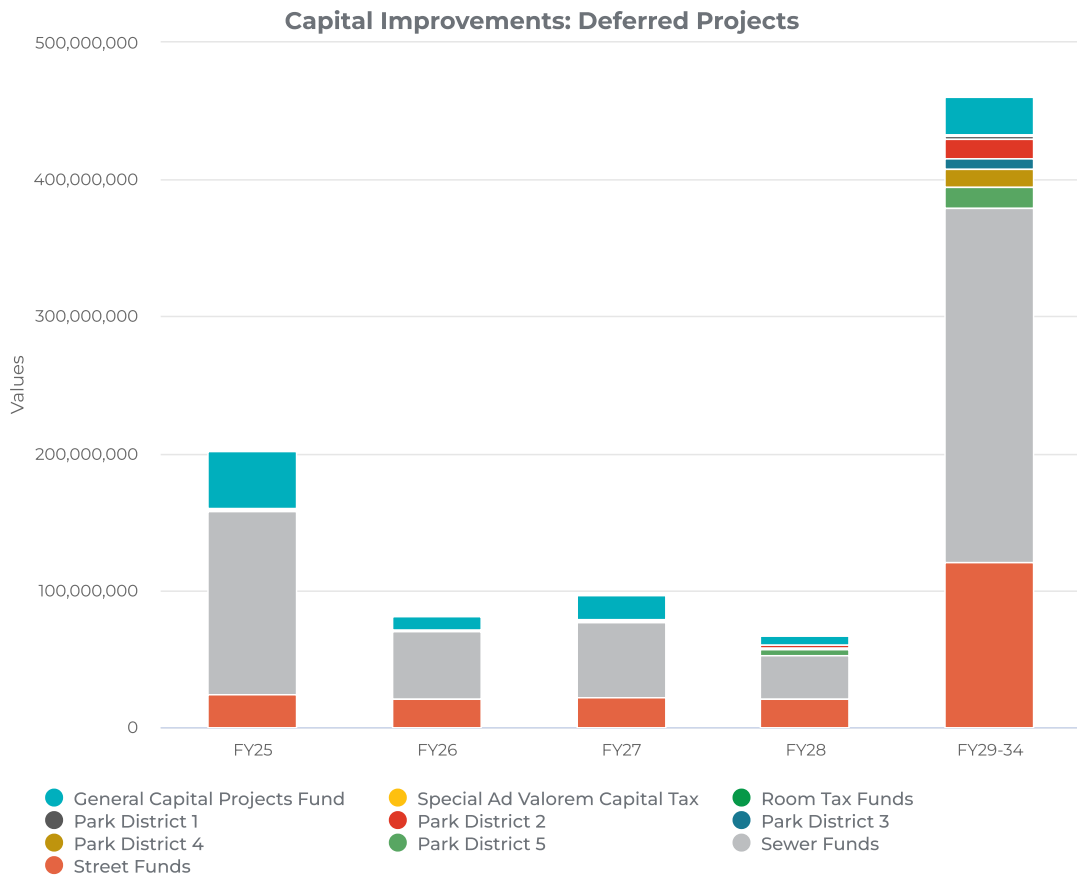


## Summary of Deferred Capital Projects by Fund

GENERAL CAPITAL PROJECTS	FY25	FY26	FY27	FY28	FY29-34*
General Capital Project Fund	\$ 41,337,509	\$ 11,133,057	\$ 18,044,346	\$ 7,499,897	\$ 27,325,621
CDBG Funds	-	-	-	-	-
Special Ad Valorem Cap Tax	500,000	500,000	500,000	500,000	3,000,000
Room Tax Funds	175,000	195,000	195,000	195,000	1,170,000
<b>Total General Capital Projects</b>	<b>42,012,509</b>	<b>11,828,057</b>	<b>18,739,346</b>	<b>8,194,897</b>	<b>31,495,621</b>
<b>PARK DISTRICT PROJECTS</b>					
Park District 1	15,000	-	-	-	2,550,000
Park District 2	-	70,000	874,000	1,895,000	14,493,000
Park District 3	-	369,000	150,000	-	7,249,000
Park District 4	970,000	40,000	1,197,000	370,000	13,640,000
Park District 5	1,660,000	35,000	490,000	4,958,000	14,576,000
<b>Total Park District Projects</b>	<b>2,645,000</b>	<b>514,000</b>	<b>2,711,000</b>	<b>7,223,000</b>	<b>52,508,000</b>
<b>SEWER &amp; STORM DRAIN PROJECTS</b>					
Sewer Funds	133,029,775	49,800,027	54,723,426	31,177,938	259,062,928
<b>Total Sewer Projects</b>	<b>133,029,775</b>	<b>49,800,027</b>	<b>54,723,426</b>	<b>31,177,938</b>	<b>259,062,928</b>
<b>STREET PROJECTS</b>					
Street Funds	24,465,900	20,325,900	21,650,900	21,265,900	120,654,500
<b>Total Streets</b>	<b>24,465,900</b>	<b>20,325,900</b>	<b>21,650,900</b>	<b>21,265,900</b>	<b>120,654,500</b>
<b>TOTAL DEFERRED PROJECTS</b>	<b>\$202,153,184</b>	<b>\$82,467,984</b>	<b>\$97,824,672</b>	<b>\$67,861,735</b>	<b>\$463,721,049</b>

\*Parks Estimated Capital Maintenance Plan extends through FY43





## Deferred Capital Projects - Buildings

Building Name	FY25	FY26	FY27	FY28	FY29-FY34
<b>City-Owned Facilities - Used for City Services</b>					
<b>General City Facilities</b>					
City Hall - 1 E 1st Street	\$ 8,000,000	\$ 450,000	\$ 400,000	\$ -	\$ -
City Hall - Parking Garage	950,000	195,000	910,000	907,000	-
Corporation Yard	600,000	50,000	100,000	-	290,000
<b>Fire Stations</b>					
Fire Station # 1 East 4th	217,000	15,000	-	80,000	50,000
Fire Station # 2 Sutro	-	-	-	130,000	55,000
Fire Station # 3 West Moana	-	130,000	-	250,000	40,000
Fire Station # 4 Ralston	-	115,000	215,000	-	65,000
Fire Station # 5 Mayberry	165,000	170,000	50,000	100,000	75,000
Fire Station # 6 Mira Loma	-	225,000	-	221,000	50,000
Fire Station # 7 Skyline	-	190,000	5,000	190,000	215,000
Fire Station # 8 Kings Row	75,000	55,000	-	155,000	50,000
Fire Station # 9 Mt. Vida	75,000	50,000	-	135,000	45,000
Fire Station #10 North Virginia	-	200,000	-	180,000	55,000
Fire Station #11 Mae Anne	-	35,000	-	100,000	45,000
Fire Station #12 Steamboat Parkway	-	69,500	-	50,000	105,000
Fire Station #19 Hawk Meadows	-	15,000	-	65,000	60,000
<b>Police Facilities</b>					
RPD Central Station & BID Office	10,000	-	-	-	55,000
RPD Evidence	570,000	210,000	-	32,000	3,055,000
RPD Main Station	5,010,000	-	2,620,000	-	295,000
<b>Pools</b>					
Idlewild Pool	80,000	220,000	50,000	-	45,000
Northwest Pool	100,000	95,000	20,000	-	70,000
Traner Pool	80,000	-	-	-	30,000
<b>Community/Recreation Centers</b>					
California Building	150,000	200,000	40,000	50,000	45,000
Evelyn Mount Northeast Community Center	700,000	-	417,000	-	415,000
McKinley Arts & Culture	140,000	550,000	100,000	10,000	40,000
Neil Road Bldg 1 Boys & Girls Club	50,000	-	4,000	-	148,000
Neil Road Bldg 2 HAWC Center	-	-	2,500	-	170,000
Neil Road Bldg 3 Gym / Senior Addition	-	-	30,000	-	172,000
Paradise Park Activity Center	50,000	-	25,000	-	65,000
Plumas Gym	370,000	150,000	65,000	90,000	30,000
<b>Other Parks Facilities</b>					
Greenhouse	50,000	-	-	-	10,000
Mira Loma Maintenance Bldg	40,000	-	55,000	5,000	35,000
Park Office & Urban Forest	10,000	15,000	30,000	15,000	75,000
Rosewood Cart Building	5,000	-	25,000	-	30,000
<b>Other City Facilities</b>					
AMTRAK	110,000	30,000	-	-	-
Lear Theater	15,000,000	-	-	-	-
<b>City-Owned Facilities - Vacant</b>					
RCAC Drop-In Center	-	775,000	-	-	225,000
RCAC Family Shelter	-	550,000	-	-	570,000



City-Owned Facilities - Leased or Operated by a 3rd Party					
Idlewild Park Office Space - Truckee Meadows Park Foundation	-	10,000	39,000	-	22,000
National Bowling Stadium	1,450,000	-	5,630,000	-	3,790,000
Reno Ballroom	7,000	-	460,000	-	890,000
Reno Events Center	1,450,000	-	750,000	-	640,000
Sky Tavern	-	50,000	45,000	-	55,000
Southside School	475,000	-	1,660,500	-	50,000
Non-City-Owned Facilities - Maintained by City of Reno					
Fire Station #21 Mill Street	15,000	-	50,000	-	70,000
Horseman's Park (Washoe County)	80,000	10,000	20,000	-	65,000
Oxbow Park (NV Department of Wildlife)	20,000	-	50,000	-	40,000
<b>Total Deferred Maintenance - Buildings</b>	<b>\$ 36,104,000</b>	<b>\$ 4,829,500</b>	<b>\$ 13,868,000</b>	<b>\$ 2,765,000</b>	<b>\$ 12,402,000</b>





## Deferred Capital Projects - Parks

Park Name	FY25	FY26	FY27	FY28	FY29-FY43
<b>Community Parks</b>					
Barbara Bennett Park	\$ 60,000	\$ -	\$ -	\$ 35,000	\$ 649,000
Dick Taylor Park	-	-	-	-	260,000
Horseman's Park	-	-	-	-	1,951,000
Idlewild Park	-	-	-	515,000	290,000
Miguel Ribera Park	-	-	-	-	650,000
Mira Loma Park	970,000	40,000	-	-	3,126,000
Oxbow	-	-	350,000	-	-
Teglia's Paradise Park - CDBG	-	-	150,000	-	3,064,000
Terrace Sports	-	-	-	-	2,181,000
Truckee River Pathway/Greenbelts	500,000	384,000	-	-	-
Truckee River Recreation Area	-	250,000	400,000	250,000	750,000
Virginia Lake Park	1,600,000	-	400,000	348,000	2,515,000
Wingfield Park	-	-	-	4,000,000	-
<b>Neighborhood Parks</b>					
Canyon Creek Park	-	-	-	-	270,000
Center Creek Park	-	-	-	-	920,000
Comstock Park	-	-	-	-	600,000
Crissie Caughlin Park	-	-	90,000	-	760,000
Damonte Ranch Park	-	-	-	-	1,800,000
Fisherman 1 and 2 Parks	-	35,000	-	-	235,000
Hilltop Park	-	-	-	800,000	1,295,000
Horizon View Park	-	-	-	220,000	540,000
Huffaker Park	-	-	-	-	1,695,000
Jack Tighe Park	-	-	-	-	460,000
Jamaica Park	-	-	-	-	928,000
John Champion Park	-	-	-	-	275,000
Lake Park	-	70,000	-	670,000	474,000
Manzanita Park	-	25,000	-	-	1,801,000
Mary Gojack Park	-	-	-	-	855,000
Melody Lane Park	-	-	-	-	1,440,000
Newlands Park	-	-	-	-	955,000
Northgate Park	-	-	-	-	1,100,000
Northwest Park	-	-	-	425,000	1,908,000
Panther Valley Park	-	100,000	-	-	575,000
Pat Baker Park	-	-	-	-	485,000
Peavine Park	-	-	-	-	550,000
Pickett Park	-	-	-	150,000	931,000
Plumas Park	-	-	-	-	702,000
Rainbow Ridge Park	-	-	-	-	1,570,000
Raleigh Heights Park	-	-	-	-	1,490,000
Reno Tennis Center	-	-	-	-	1,798,000
Riverside Drive Park	-	-	-	-	125,000
Silver Lake Park	15,000	-	-	-	1,060,000
Sky Country Park	-	-	-	-	650,000
Somerset East Park	-	-	-	-	750,000
Stewart Park	-	-	-	-	825,000
Summit Ridge Park	-	-	-	-	1,450,000
University Ridge Park	-	-	-	-	790,000
Valleywood Park	-	-	-	-	795,000
Wheatland Park	-	10,000	-	-	1,545,000
Whitaker Park	-	-	524,000	-	1,375,000

Park Name	FY25	FY26	FY27	FY28	FY29-FY43
Wilkinson Park	-	-	1,197,000	-	35,000
Yori Park	-	-	-	-	715,000
<b>Pocket Parks</b>					
City Plaza Park	-	234,000	-	-	-
Ivan Sack Park	-	-	-	60,000	295,000
Liston Park	-	-	-	-	600,000
Rotary Centennial Park	-	-	-	-	300,000
Sterling Village Park	-	-	-	-	100,000
<b>Total Deferred Maintenance - Parks</b>	<b>\$ 3,145,000</b>	<b>\$ 1,148,000</b>	<b>\$ 3,111,000</b>	<b>\$ 7,473,000</b>	<b>\$ 53,258,000</b>



## Deferred Capital Projects - Parking Lots

Facility Name	FY25	FY26	FY27	FY28	FY29-FY34
Parks Greenhouse	\$ 348,480	\$ -	\$ -	\$ -	\$ -
Jack Tighe Park	1,647,800	-	-	-	-
Moana Ball Park West	1,237,229	-	-	-	-
Fire Station 10- N Virginia	-	409,167	-	-	-
Mira Loma Park	-	2,598,603	-	-	-
Rosewood Lakes Clubhouse	-	1,211,787	-	-	-
Fire Station 06- Mira Loma	-	-	174,675	-	-
Fire Station 05- Mayberry	-	-	12,472	-	-
Reno Sports Complex	-	-	2,139,199	-	-
Fishermans Park	-	-	-	296,898	-
Hilltop Park	-	-	-	283,717	-
Paradise Park	-	-	-	2,454,282	-
John Champion Park	-	-	-	-	79,236
Dick Taylor Park	-	-	-	-	394,063
Miguel Ribera Park	-	-	-	-	1,064,195
Idlewild Pool	-	-	-	-	282,849
Jamaica Park	-	-	-	-	842,703
Sky Tavern	-	-	-	-	1,414,500
Neil Road Rec Center	-	-	-	-	680,410
Idlewild Park	-	-	-	-	479,125
McKinley Art Center	-	-	-	-	161,078
Crissie Caughlin Park	-	-	-	-	329,593
Northwest Pool	-	-	-	-	504,845
Mira Loma Park Shop	-	-	-	-	105,379
Corp Yard	-	-	-	-	491,023
Freight House Alley	-	-	-	-	92,100
Fire Station 09- Mt Vida	-	-	-	-	133,097
Evelyn Mount NECC	-	-	-	-	1,214,303
University Ridge Park	-	-	-	-	155,122
<b>Total Deferred Maintenance - Parking Lots</b>	<b>\$ 3,233,509</b>	<b>\$ 4,219,557</b>	<b>\$ 2,326,346</b>	<b>\$ 3,034,897</b>	<b>\$ 8,423,621</b>

\*Project schedule ranked by Pavement Condition Index (PCI)

## Deferred Capital Projects - Miscellaneous Facilities

Facility or Project Name	FY25	FY26	FY27	FY28	FY29-FY34
Art in Public Places	\$ 60,000	\$ 80,000	\$ 80,000	\$ 80,000	\$ 480,000
Downtown Streetlighting	115,000	115,000	115,000	115,000	690,000
EV Chargers (17 total)	50,000	-	-	-	-
Parking Meters (956 total, installed in mid-2021)	-	-	-	-	550,000
Public Safety Radio Equipment	500,000	500,000	500,000	500,000	3,000,000
Reno Arches and Alleyways	250,000	250,000	250,000	250,000	1,000,000
ReTRAC	150,000	150,000	150,000	150,000	100,000
Riverwalk	1,000,000	1,000,000	1,000,000	1,000,000	4,000,000
Vehicle Fuel Tanks (5 total citywide)	50,000	50,000	50,000	50,000	100,000
<b>Total Deferred Maintenance - Misc. Facilities</b>	<b>\$ 2,175,000</b>	<b>\$ 2,145,000</b>	<b>\$ 2,145,000</b>	<b>\$ 2,145,000</b>	<b>\$ 9,920,000</b>

## Capital Improvements Tracker

General				Domain	Timing		Spatial Location		Expenditure				
Juris.	Project name	Description (What is it?)	Case Number or Identifier	Type	When (year)	Duration (timeline)	Service area	APN(s)	Costs	Funding source	Growth or Community Investment	Year Funds Assigned	Year(s) Funds Spent
Reno	2023 Sewer CIPP Rehabilitation Project	Rehabilitation of approximately 53,300 linear feet of sanitary sewer piping ranging in size from 8-inch to 12-inch and 550 feet of storm drain located at various locations throughout the City of Reno using Cured-In-Place Pipe (CIPP). This will extend the service life of aging infrastructure.		Wastewater	2023	7 months	Various Areas	NA	<b>\$3,028,173</b>	Sewer Fund	Community Investment	2023	2023
Reno	Parr Sewer Rehabilitation Project	Abandon an existing sewer lift station located off of E. Parr Blvd with the construction of new 15" gravity sewer main throughout easements on private property and crossing S. Virginia Street to tie-into the existing sewer.		Wastewater	2023	4 Months	Parr Blvd Lift Station	003-093-21, 003-093-20, 003-061-13, 003-061-04, 003-061-15, 003-061-18	<b>\$2,761,564</b>	Sewer Fund	Community Investment	2023	2023
Reno	Stead Sewer Capacity Project	Installation of approximately 9,600 linear feet of 15-inch diameter sanitary sewer main and associated manholes to increase the capacity in the Stead Blvd area.		Wastewater	2023	6 Months	Stead	NA	<b>\$7,240,151</b>	Sewer Fund	Community Investment	2023	2023
Reno	2023 Talus Street and Sewer Rehabilitation Project	This project primarily consisted of removing and replacing pavement, curb and gutter, sidewalks, driveways, pedestrian ramps, removal and replacement of sanitary sewer, storm drain upgrades, and other miscellaneous work associated with reconstructing a neighborhood street and sewer collection systems along Talus Way, Lodestar Lane, Gypsum Road and Moraine Way		Transportation	2023	9 Months	Northwest Reno	NA	<b>\$10,526,189</b>	Street / Sewer Fund	Community Investment	2020	2023

## Capital Improvements Tracker

General				Domain	Timing		Spatial Location		Expenditure				
Juris.	Project name	Description (What is it?)	Case Number or Identifier	Type	When (year)	Duration (timeline)	Service area	APN(s)	Costs	Funding source	Growth or Community Investment	Year Funds Assigned	Year(s) Funds Spent
Reno	2023 Akard & Van Ness Street Rehabilitation Project	This project primarily consisted of removing and replacing pavement, curb and gutter, sidewalks, driveways, pedestrian ramps, storm drain upgrades, and other miscellaneous work associated with reconstructing a neighborhood street along Akard Drive, Frontier Street, Van Ness Avenue, Sutter Circle, Geary Street, O'Farrell Street and Polk Street		Transportation	2023	7 months	Northwest Reno	NA	<b>\$8,236,007</b>	Street / Sewer Fund	Community Investment	2020	2023-2024
Reno	Annual Sewer Maintenance On-Call	Work includes repairs to pipes ranging in size, installing new manholes, sanitary service lateral repairs, surface restoration, bypass pumping and other associated work.		Wastewater	2023	12 Months	Multiple Areas around Reno	NA	<b>\$1,046,007</b>	Sewer Fund	Community Investment	2023	2023-2024
Reno	Robinhood Park Renovation	This project included the removal and replacement of existing play structure with a new play structure and asphaltic concrete overlay and acrylic color coat overlay of the existing basketball courts, concrete paths, and ADA-accessible playground safety surface		Other	2023	3 Months	Southeast Reno	019-242-02	<b>\$427,407</b>	CDBG	Community Investment	2023	2023

## Capital Improvements Tracker

General				Domain	Timing		Spatial Location		Expenditure				
Juris.	Project name	Description (What is it?)	Case Number or Identifier	Type	When (year)	Duration (timeline)	Service area	APN(s)	Costs	Funding source	Growth or Community Investment	Year Funds Assigned	Year(s) Funds Spent
Reno	Dick Taylor Park Tennis / Pickleball Courts	This project removed and replaced the existing tennis court surface and fencing. It also included grading and compaction, construction of concrete curbs, footings, and sidewalk, chain link fence and gate construction, installation of tennis and pickleball nets and posts, asphaltic concrete placement and compaction, and acrylic color coating for recreational courts.		Other	2023	2 Months	Northwest Reno	007-380-01	<b>\$356,400</b>	CDBG	Community Investment	2022	2023
Reno	Plumas Tennis Center Courts 13-16	Rehabilitation of existing asphaltic concrete courts 13, 14, 15 & 16 with two new five-inch thick post-tensioned concrete tennis slabs at the Reno Tennis Center		Other	2023	3 Months	Southwest Reno	019-140-13	<b>\$875,925</b>	ARPA	Community Investment	2022	2023
Reno	Sierra Vista Parking Lot and Restroom Improvements Project	Construction of building pad for installation of a precast restroom unit, installation of sewer pipe, water pipe, electrical conduit and concrete flatwork for the restroom. In addition, work included the construction of a new asphaltic concrete parking lot area.		Other	2023	3 months	Northwest Reno	208-610-07	<b>\$699,986</b>	CDBG	Community Investment	2023	2023
Reno	2022 Pedestrian Ramp Improvement Project	Removal and replacement of Americans with Disabilities Act (ADA) pedestrian curb ramps, curb and gutter, sidewalk, asphalt and ancillary improvements necessary to facilitate curb ramps and sidewalks which conform to ADA standards.		Other	2023	1 Month	Various Locations	NA	<b>\$99,693</b>	CDBG	Community Investment	2022	2023
Reno	Fire Stations #2 Pavement Rehabilitation Project	The removal and replacement of parking lot pavement section, curb and gutter, valley gutter, sidewalks, and concrete driveways at Fire Station #2		Other	2023	2 Months	North Reno	004-093-24	<b>\$636,259</b>	CDBG / General Fund	Community Investment	2022	2023