

May Downtown Update Report

July 31, 2024



C I T Y O F
RENO

Alignment with Strategic Plan



Economic & Community
Development



Public Safety



Infrastructure, Climate
Change, & Environmental
Sustainability

Downtown Update Report – Police

Description of Metric	June Outcomes
Posted Occupied Vehicles	95 Posted
Towed Occupied Vehicles	14 Towed
Downtown Walking Contacts	815 Contacts
Downtown Planned Operations	25 Operations
HELP Tickets	0 Tickets

Downtown Update Report - Police



Downtown Update Report – Code Enforcement

Description of Metric	June Outcomes
Issued Parking Tickets	240 Tickets
Parking Enforcement Service Requests Received	23 Received
Parking Enforcement Service Requests Closed	21 Closed
Code Enforcement Cases Opened	3 Opened
Code Enforcement Cases Closed	9 Closed
Code Enforcement Proactive Cases	15 Cases


Downtown Update Report – Code Enforcement



Downtown Update Report – Clean & Safe

Description of Metric	June Outcomes
Interactions with Unsheltered Individuals	47 Individuals
Individuals Connected to Services	0 Individuals
Individuals Who Declined Services	47 Individuals
Yards of Trash Collected	32 Yards

Downtown Update Report – Clean & Safe



Downtown Update Report – Parks & Rec

Description of Metric	June Outcomes
Downtown Park Site Visits	113 Visits
Yard of Debris Removed from River	21 Yards
Public Interactions	100 Interactions


Downtown Update Report – Parks & Rec



Downtown Update Report – M&O

Description of Metric	June Outcomes
BID Area Service Requests Received	11 Received
BID Area Service Requests Closed	10 Closed
BID Area Roadway Swept – Miles	42 Miles
BID Area Roadway Swept – Staff Time	7 Hours
BID Area Sidewalks Cleaned – Blocks	181 Blocks
BID Area Sidewalks Cleaned – Staff Time	168 Hours
BID Area Litter Removal Hours	310 Hours
BID Area Street Light Repair	19 Repairs


Downtown Update Report – M&O



Downtown Update Report – DRP

Description of Metric	June Outcomes
Pressure Washes Performed	256 Washes
Pounds of Trash Collected and Disposed	24,660 Pounds
Rides Provided to Shelters and Services	88 Rides
Social Service Referrals	1,115 Referrals

Downtown Update Report – DRP



Downtown Update Report – Revitalization

Description of Metric	June Outcomes
Restore Improvements Completed	9 Improvements
New Residential Units Completed	34 Completed
New Residential Units Under Construction	895 Under Construction
New Residential Units Planned	2,528 Planned
New Businesses Opened	1 Business
Percentage Change in Property Values (YoY)	9.2%
City Activation Events	4 Events
City Activation Event Participants	4,556 Participants

Downtown Update Report – Revitalization



Recommended Motion

I move to accept the report regarding downtown updates for the month of June 2024.