

C.2 Public Engagement Review

May 21, 2025



Alignment with Strategic Plan

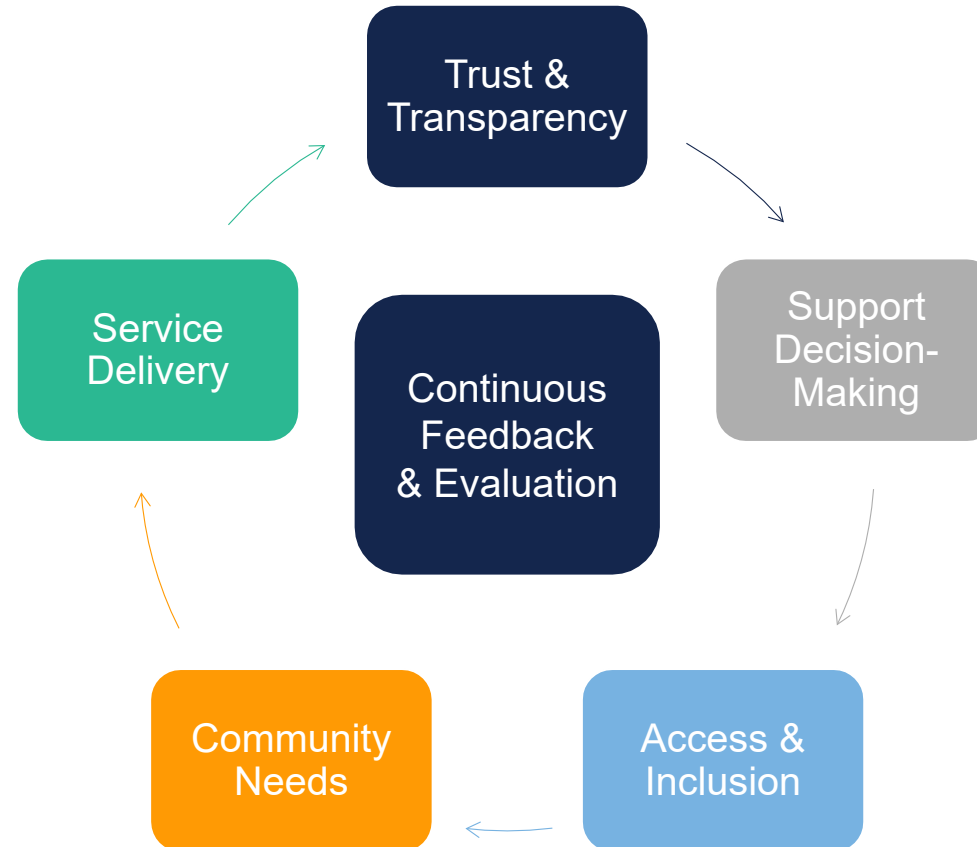


Governance &
Organizational
Effectiveness

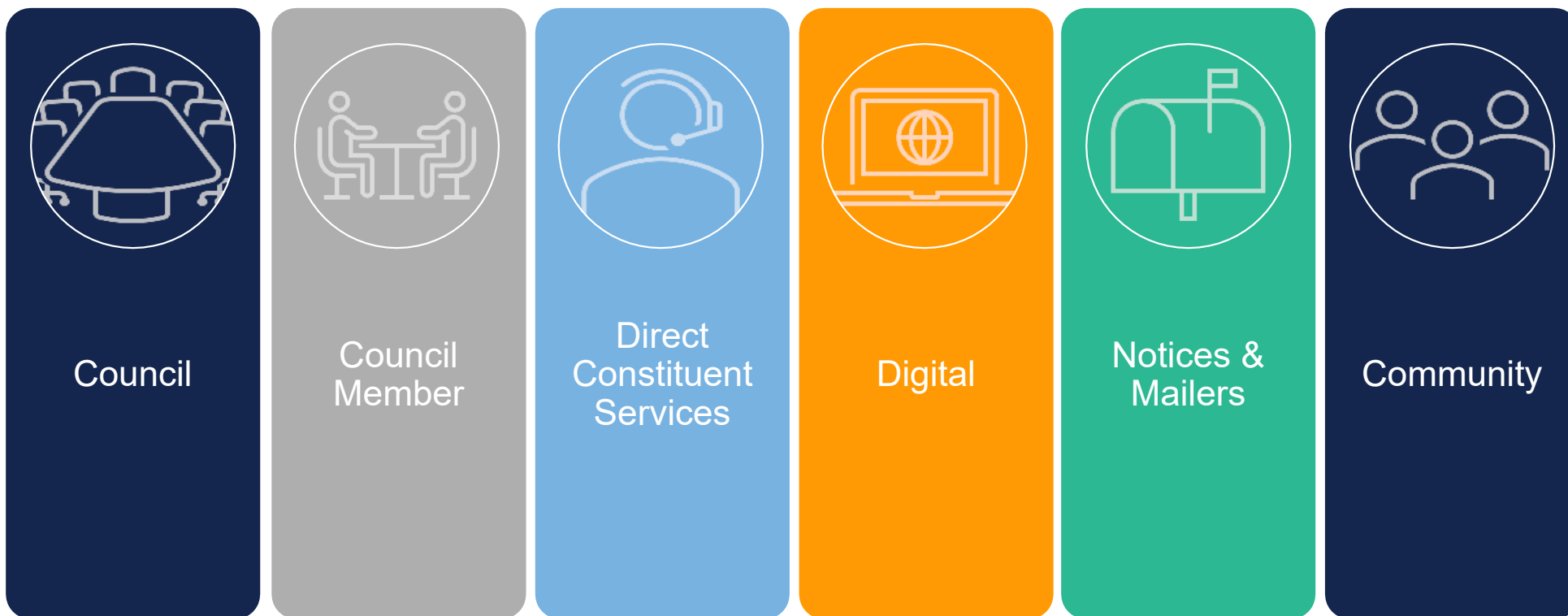


Fiscal Sustainability

Public Engagement

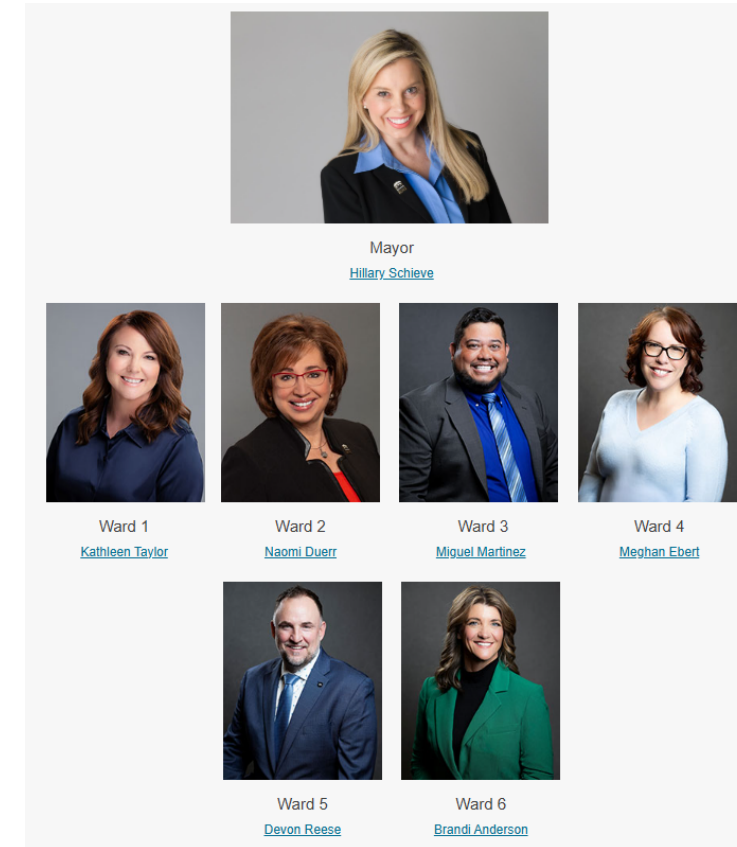


Public Engagement Approaches



Council Engagement

- Council Meetings
- Regional Boards & Commissions
- Council Memos
- Weekly City Hosted Events & Activities Notifications



2024 Engagement Metric:
3,980 Online Public Comments for City Council Meetings



Council Member Engagement

- Ward Webpages
- Ward Newsletters
- Community Scheduling Requests
- Council Member Email & Phone
- Biggest Little Council Connects



2024 Engagement Metric:
1,923 Scheduling Requests Received



Direct Constituent Services



Reno Direct
Phone/Website

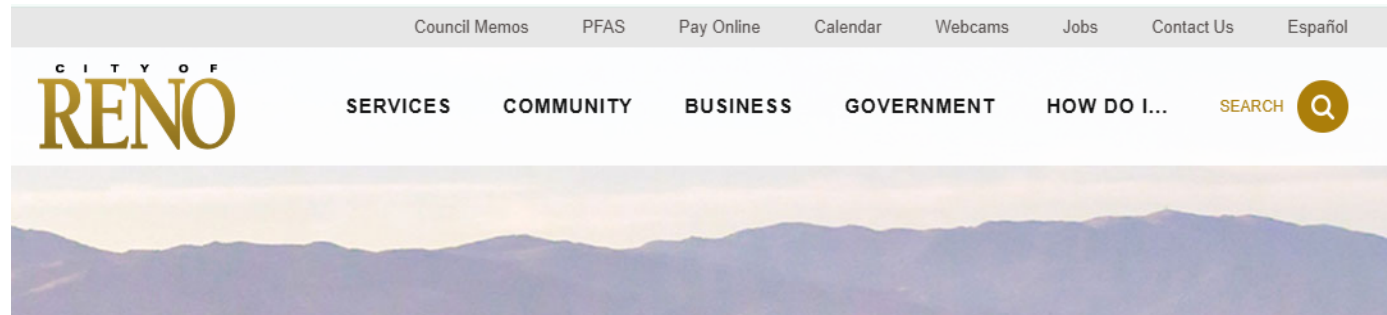


Non-Emergency
Dispatch

2024 Engagement Metric:
60,000+ Reno Direct Calls & 184,566 Non-Emergency Dispatch Calls



Digital Engagement: Online



2024 Engagement Metric:
3.3M Reno.Gov Views & 340,000 Social Media Followers



Digital Engagement: Newsletters



- All News & Updates
- Arts & Culture
- Bids, RFP, & RFQ
- Boards & Commissions
- Business News
- City Council Agendas
- Community Development
- Development Projects
- Emergency News
- Job Openings
- Paradise Park
- Parks & Rec Programs
- Placemaking Study
- Press Releases
- Public Safety News
- Public Works
- Seniors
- Special Events
- Ward Newsletters
- Youth Services

2024 Engagement Metric:
33,000 Newsletters Subscribers



Notices & Mailers

Citywide
Initiatives

Community
Cleanups

Development
Projects

Wildfire
Preparedness



2024 Engagement Metric:
45,000 Development Notices Mailed



Community Engagement & Programs



Reno Constituents
Institute



Community and
Special Events



Community Forums



Workshops and
Town Halls



Parks & Recreation
Programs



Public Safety
Engagement

2024 Engagement Metric:
10+ City-Business Partnership Meetings

Recent Engagement Initiatives



Public Engagement Review Process

