

July Downtown Update Report

August 28, 2024



C I T Y O F
RENO

Alignment with Strategic Plan



Economic & Community
Development



Public Safety



Infrastructure, Climate
Change, & Environmental
Sustainability

Downtown Update Report – Police

Description of Metric	May	June	July
Posted Occupied Vehicles	63	95	38
Towed Occupied Vehicles	10	14	3
Downtown Walking Contacts	878	815	1,124
Downtown Planned Operations	24	25	22
HELP Tickets	5	0	3
Mobile Engagement Team Citizen Contacts	--	--	319
Mobile Engagement Team Misdemeanor Arrests	--	--	20

Downtown Update Report - Police



Downtown Update Report – Code Enforcement

Description of Metric	May	June	July
Issued Parking Tickets	478	240	196
Parking Enforcement Service Requests Received	18	23	30
Parking Enforcement Service Requests Closed	22	21	27
Code Enforcement Cases Opened	7	3	19
Code Enforcement Cases Closed	29	9	17
Code Enforcement Proactive Cases	15	15	14


Downtown Update Report – Code Enforcement



Downtown Update Report – Clean & Safe

Description of Metric	May	June	July
Interactions with Unsheltered Individuals	44	47	262
Individuals Connected to Services	4	0	85
Individuals Who Declined Services	40	47	177
Yards of Trash Collected	117	32	85

Downtown Update Report – Clean & Safe



Downtown Update Report – Parks & Rec

Description of Metric	May	June	July
Downtown Park Site Visits by River Rangers	197	113	78
Yards of Debris Removed from River	56	21	19.5
Public Interactions by River Rangers	103	100	58
Service Referrals	73	22	20
Instances of All Clear Locations	--	29	27

Downtown Update Report – Parks & Rec



Downtown Update Report – M&O

Description of Metric	May	June	July
BID Area Service Requests Received	6	11	14
BID Area Service Requests Closed	7	10	14
BID Area Miles of Roadway Swept	76	42	33
Staff Hours Spent Sweeping Roadway in BID	34	7	34
BID Area Sidewalk Blocks Cleaned	210	181	163
Staff Hours Spent Cleaning Sidewalk in BID	205	168	173
BID Area Litter Removal Hours	285	310	174
BID Area Street Light Repairs	29	19	11

Downtown Update Report – M&O



Downtown Update Report – DRP

Description of Metric	May	June	July
Shopping Carts Recovered	155	107	104
Pressure Washes Performed	251	256	234
Pounds of Trash Collected and Disposed	23,180	24,660	22,973
Rides Provided to Shelters and Services	126	88	119



Downtown Update Report – DRP



Downtown Update Report – Revitalization

Description of Metric	May	June	July
Number of Restore Improvements Completed	6	9	12
Number of New Residential Units Completed	--	34	34
Number of New Residential Units Under Construction	929	895	895
Number of New Residential Units Planned	2528	2,528	2,528
Number of New Businesses Opened	2	1	0
Percentage Change in Property Values (YOY)	9.2%	9.2%	9.2%
City Activation Events	--	4	31
City Activation Event Participants	--	4,556	--

Downtown Update Report – Revitalization



Downtown Update Report – Revitalization



Recommended Motion

I move to accept the report regarding downtown updates for the month of July 2024.